



ICSN2023



SPANISH COLORECTAL CANCER SCREENING NETWORK: a unique opportunity for sharing cancer screening experience and knowledge

Susana Castán Cameo, BSc, MPH, PhD
General Directorate of Public Health, Valencia, Spain

The Spanish Network

History & Purpose



History
Since 1994



Objective
Sharing information,
experiences and agreements




Members
Public health, program coordinators
from all the Spanish regions (17)



Performance
Gathering information



Annual Meeting
In a different city each year



Web site
www.cribadocancer.es

The Spanish Network

Cancer Screening Groups



Breast Cancer

(Organised)

Women 50-69 years old:
Mamography 2 yearly
Some regions 45-69 years old
and in some Tomo

Cervical cancer

(Opportunistic/ Organised)

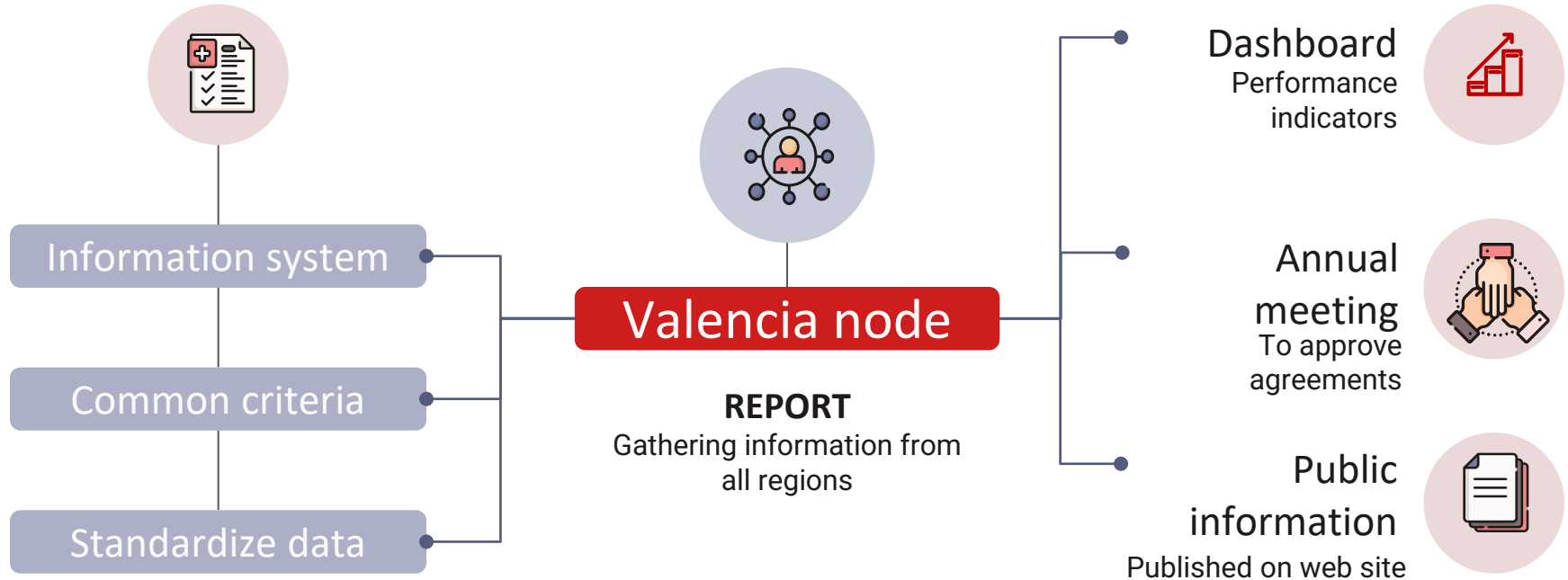
- Women 25-34 years old:
Cytology 3 years
- Women 35-65 years old:
HPV 5 years

Colorectal cancer

(Organised)

Women & men 50-69 years old
FIT cut off point $\geq 20 \mu\text{g Hb/gr}$
every 2 years

Data sources & Information



CRC screening programmes in Spain

Organisation

References primary health care center, laboratories (biochemistry and pathology) and colonoscopy unit



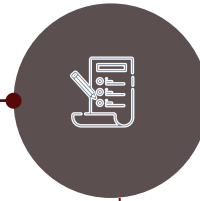
Invitation

- Women & men 50-69/2 years
- Information by mailing/SMS/ and reminders to non participants
- FIT delivered by post, at Primary Health Care laboratories centre or Pharmacy



Participation

- After taking the sample, the FIT is delivered in the Primary Health care Centres



FIT Cut off $\geq 20 \mu \text{Hb/gr}$

- FIT Negative: letter/SMS
- FIT Positive: managed by Primary Health Care to be sent to a colonoscopy



Colonoscopy

- Colonoscopy performed under deep sedation at reference hospital (free of charge)

Spanish CRC screening

Key numbers



60 -100%

Coverage

Most autonomus regions
100% coverage

3,3 million

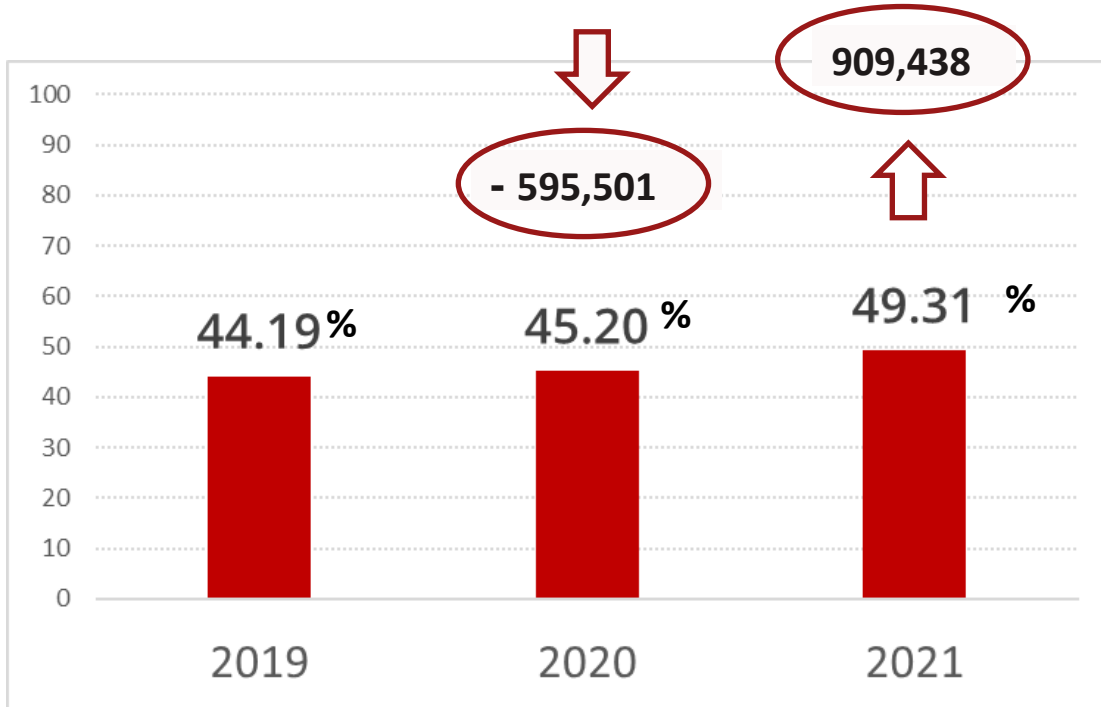
People invited

1,6 million

Participants

	Invited	Participants	Positive FIT	Advanced lesions	CRC
2019	2,845,660	1,314,769	70,291	22,645	2,596
2020	1,606,247	719,268	39,786	11,709	1,293
2021	3,316,040	1,628,706	77,203	22,045	2,511

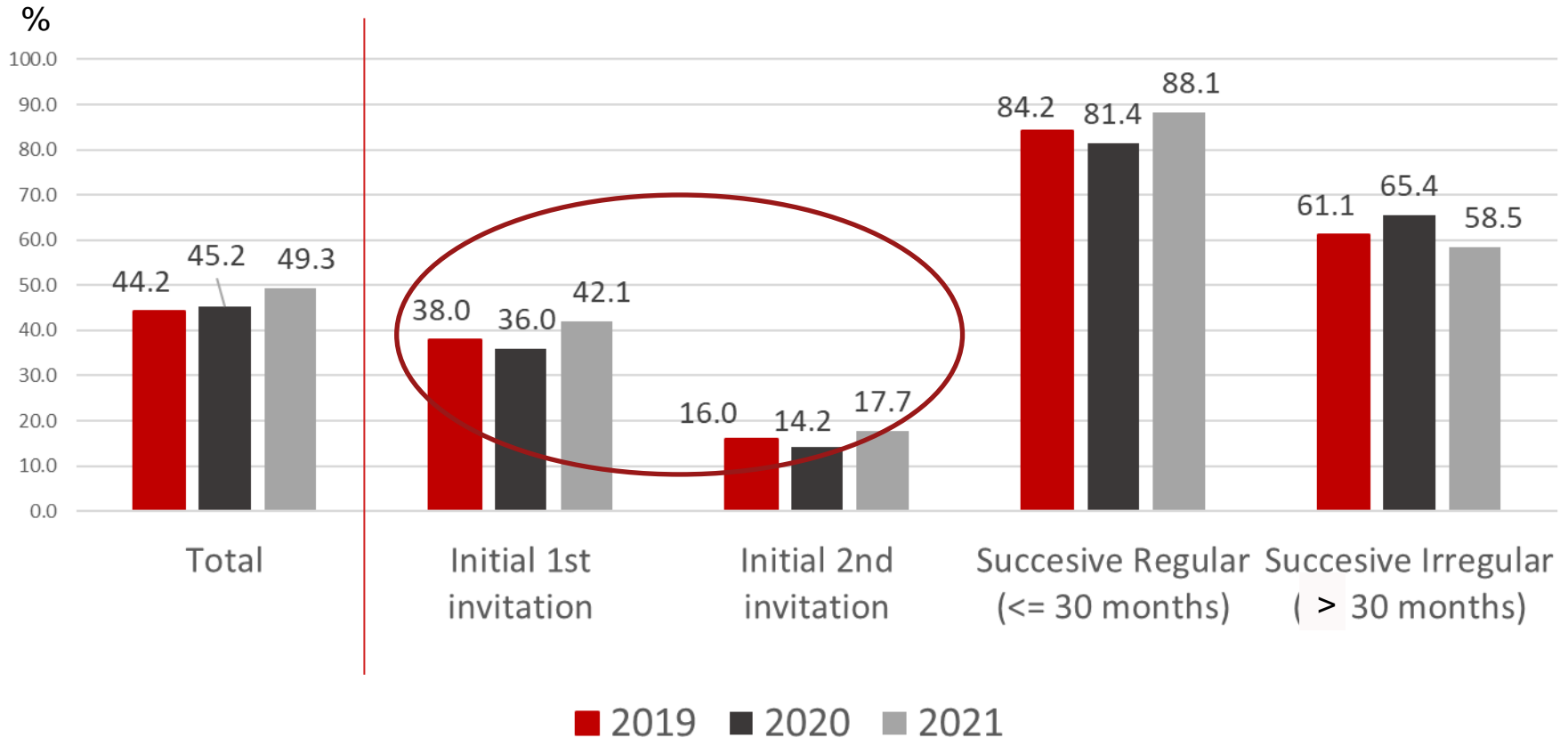
Participation Rate



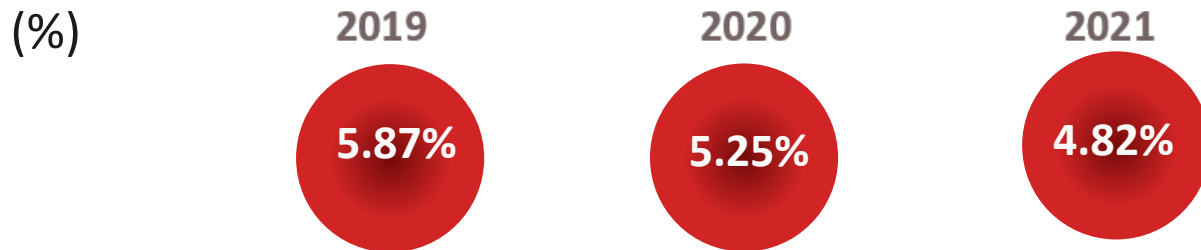
Participation rate (%) by sex and age

	Men	Women	50-59	60-69
2019	41.8	46.5	42.6	46.0
2020	42.5	47.7	43.0	47.6
2021	46.4	52.0	46.4	53.0

Participation rate (%) by type of invitation

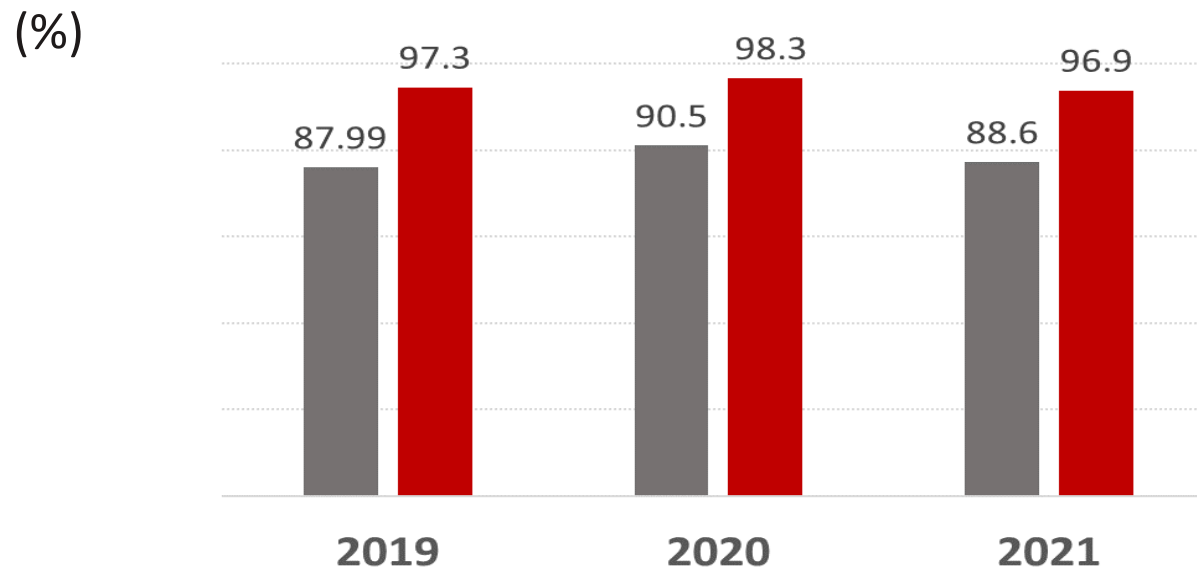


FIT Positive rate



○ Positivity Rate

Colonoscopy referral




● Colonoscopy adherence rate

● Colonoscopy completion rate

AA detection rate

CRC detection Rate



	% Cancer Stage I/II	% Cancer Stage III/IV
2019	66.61	33.39
2020	65.15	34.85
2021	64.14	35.86

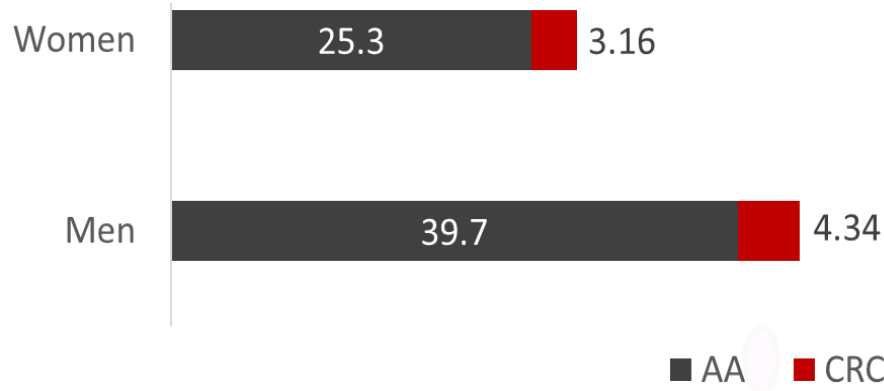
Positive Predictive Value (AA-CRC)

	AA	CRC
2019	35.8%	4.0%
2020	35%	3.7%
2021	33.1%	3.8%




Men, 60-69 years, on 2nd
Initial Invitation
PPV CRC: 8.43%
PPV AA: 56.8%

By gender



By age groups



Complications within 30 days after colonoscopy*

	No. of colonoscopies performed	No. of severe complications	(‰)
2019	43,197	218	5.0
2020	23,475	82	3.7
2021	62,760	295	4.7

*Data from 5 regional programs

Included in program information system

Proactive search in hospital data

Interval Cancer*

*Data from 5 regional programs

	No IC	No IC FIT		No Post-colonoscopy IC	
		n	%	n	%
2015	128	108	84.4%	20	15.6%
2016	83	67	80.7%	16	19.3%
2017	111	100	90.1%	11	9.9%



	0-11 months		12-23 months		>= 24 months	
	n	%	n	%	n	%
2015	20	18.5	62	57.4	26	24.1
2016	19	28.4	22	32.8	26	38.8
2017	22	22.0	57	57.0	21	21.0

**Distribution
IC FIT**

Conclusions

01

Our Network

Multidisciplinary Expertise Team
Consensus criteria
Defining “Minimum data to collect”

02

Our challenges

Increased target population 74 years
Screening models based on risks:
personalised by sex and age

03

Main Results

Monitoring indicators
Detect problems and define actions
for improvement

04

Strengths

Mutual learning
Multicentric research projects
Evaluation of COVID impact

05

Weaknesses

Inequalities in information systems
Better registry of adverse effects

06

Support

It's worth: sharing problems... sharing solutions



castan_sus@gva.es

- S. Castan-Cameo Generalitat Valenciana, **Valencia**
M.I. Portillo Villares, Gobierno País Vasco, **Bilbao**
I. Valle Rodriguez, Junta de Andalucía, **Sevilla**
A. Del Cura Bilbao, Gobierno de Aragón, **Zaragoza**
J.M. Blanco Gonzalez , Gobierno Principado Asturias, **Oviedo**
M. De La Vega Prieto , Gobierno de Canarias, **Santa Cruz de Tenerife**
M. Galán Cuesta, Gobierno de Cantabria, **Santander**
M.L. Torijano Casalengua , Servicio de Salud Castilla La Mancha, **Toledo**
M.T. Jimenez López, Junta de Castilla León, **Valladolid**
J.A. Espinas Pinyol , Generalitat de Catalunya, **Barcelona**
R. Lopez Garcia , Junta de Extremadura, **Mérida**
A. Gomez Amorin , Xunta de Galicia, **Santiago de Compostela**
E. Bartolome Benito, Gobierno de la Comunidad de Madrid, **Madrid**
C. Tourne García, Gobierno de la Región de Murcia, **Murcia**
M. Ederra Sanz , Gobierno de Navarra, **Pamplona**
N. Valladolid Ostiategui , Gobierno de La Rioja, **Logroño**
G. Artigues Vives Govern Illes Balears, **Palma**



THANKS- GRAZIE MILLE

